

A decorative graphic in the top left corner consisting of a blue 'L' shape and a yellow swoosh that overlaps it.

April 18, 2014

The Bombay Stock Exchange Limited

Phiroze Jeejeebhoy Towers

Dalal Street

Mumbai - 400 001

Scrip Code: 512529

Dear Sirs,

Sub: Submission of Shareholding Pattern under clause 35 of the listing agreement for the quarter ended March 31, 2014


We are hereby submitting shareholding pattern of the company for the quarter ended March 31, 2014 as per clause 35 of the Listing agreement.

Kindly request you to take the same on record.

Thanking you,

Yours faithfully,

For Sequent Scientific Limited


Preetham Hebbar
Company Secretary



CIN: L99999MH1985PLC036685 Email ID: info@sequent.in

SeQuent Scientific Limited

Corporate Office : Star I, Opp. IIM-B, Bilekahalli, Bannerghatta Road, Bangalore 560 076, India. Tel: +91 80 6784 0340 Fax : +91 80 6784 0400

Regd. Office: 301, 3rd Floor, 'Dosti Pinnacle', Plot No. E7, Road No. 22, Wagle Indl. Estate, Thane (W), Mumbai 400 604, India. Phone : +91 22 4111 4777 Fax: +91 22 4111 4754
www.sequent.in

Introductory sub-table (I)(a)

Name of the Company:	SEQUENT SCIENTIFIC LIMITED		
Script Code, Name of the scrip, class of security:	512529	Equity	
Quarter ended:	31-Mar-14		
Partly paid-up shares:-	No. of partly paid-up shares	As a % of total no. of partly paid-up shares	As a % of total no. of shares of the company
Held by promoter/promoter group	NIL	NIL	NIL
Held by public	NIL	NIL	NIL
Total - D	NIL	NIL	NIL
Outstanding convertible securities:-	No. of outstanding securities	As a % of total no. of outstanding convertible securities	As a % of total no. of shares of the company, assuming full conversion of the convertible securities
Held by promoter/promoter group	NIL	NIL	NIL
Held by public	NIL	NIL	NIL
Total - E	NIL	NIL	NIL
Warrants:-	No. of warrants	As a % of total no. of warrants	As a % of total no. of shares of the company, assuming full conversion of warrants
Held by promoter/promoter group	3,150,000	100.00	10.33
Held by public	NIL	NIL	NIL
Total - F	3,150,000	100.00	10.33
Total paid-up capital of the company, assuming full conversion of warrants and convertible securities	30,485,191		


For Sequent Scientific Limited

[Signature]
Company Secretary

Statement Showing Shareholding Pattern

Company Name: SEQUENT SCIENTIFIC LIMITED		Table (IX)(a)							
Category	Category of Shareholder	Number of Shareholders	Total number of shares	Number of shares held in dematerialized form	Total shareholding as a percentage of total number of shares	As a percentage of (A+B)I	As a percentage of (A+B+C)	Number of Shares Pledged or otherwise encumbered	As a percentage (IX) = (VIII)/(IV) * 100
(I)	(II)	(III)	(IV)	(V)	(VI)	(VII)	(VIII)	(IX)	(X)
(A)	Shareholding of Promoter and Promoter Group								
	1 Indian								
(a)	Individuals/HUF	3	11,189,979	11,189,979	40.94	40.94	-	-	-
(b)	Central Govt./ State Govt.(s)	0	-	-	-	-	-	-	-
(c)	Bodies Corporate	5	6,672,854	6,122,854	24.41	24.41	1,000,000	14.99	-
(d)	Financial Institutions/ Banks	0	-	-	-	-	-	-	-
(e)	Any Others(Specify)	0	-	-	-	-	-	-	-
	Sub Total(A)(1)	8	17,862,833	17,312,833	65.35	65.35	1,000,000	5.60	
	2 Foreign								
a	Individuals (NRI/Foreign Individuals)	0	-	-	-	-	-	-	-
b	Bodies Corporate	0	-	-	-	-	-	-	-
c	Institutions	0	-	-	-	-	-	-	-
d	Qualified Foreign Investor	0	-	-	-	-	-	-	-
e	Any Others(Specify)	0	-	-	-	-	-	-	-
	Sub Total(A)(2)	0	-	-	-	-	-	-	
	Total Shareholding of Promoter and Promoter Group	8	17,862,833	17,312,833	65.35	65.35	1,000,000	5.60	
(B)	Public shareholding								
	1 Institutions								
(a)	Mutual Funds/ UTI	0	-	-	-	-	-	-	-
(b)	Financial Institutions / Banks	0	-	-	-	-	-	-	-
(c)	Central Government/ State Government(s)	0	-	-	-	-	-	-	-
(d)	Venture Capital Funds	0	-	-	-	-	-	-	-
(e)	Insurance Companies	0	-	-	-	-	-	-	-
(f)	Foreign Institutional Investors	1	41,000	41,000	0.15	0.15	-	-	-
(g)	Foreign Venture Capital Investors	0	-	-	-	-	-	-	-
(h)	Qualified Foreign Investor	0	-	-	-	-	-	-	-
(i)	Any Other (specify)	0	-	-	-	-	-	-	-

For Sequent Scientific Limited



Company Secretary

	Sub-Total (B)(1)	1	41,000	41,000	0.15	0.15	-	-	-
B 2	Non-institutions								
(a)	Bodies Corporate	122	657,667	657,667	2.41	2.41	-	-	-
(b)	Individuals								
I	Ind-Hold nominal shr capital upto Rs. 1L	2138	973,532	963,277	3.56	3.56	-	-	-
II	Ind-Hold nominal shr capital in excess of Rs. 1L	19	1,950,218	1,950,218	7.13	7.13	-	-	-
(c)	Qualified Foreign Investor	0	-	-	-	-	-	-	-
(d)	Any Other (specify)								
(d-i)	Clearing member	21	5,687	5,687	0.02	0.02	-	-	-
(d-ii)	NRLs	48	1,936,960	1,936,960	7.09	7.09	-	-	-
(d-iii)	Foreign Corp Bodies (Including FDI)	1	3,183,871	3,183,871	11.65	11.65	-	-	-
(d-iv)	Trusts	3	700,075	700,075	2.56	2.56	-	-	-
(d-v)	Directors	1	23,348	23,348	0.09	0.09	-	-	-
	Sub-Total (B)(2)	2353	9,431,358	9,421,103	34.50	34.50	-	-	-
(B)	Total Public Shareholding (B)= (B)(1)+(B)(2)	2354	9,472,358	9,462,103	34.65	34.65	-	-	-
	TOTAL (A)+(B)	2362	27,335,191	26,774,936	100.00	100.00	1,000,000	3.66	
(C)	Shares held by Custodians and against which Depository Receipts have been issued								
	1 Promoter and Promoter Group	0	-	-	-	-	-	-	-
	2 Public -	0	-	-	-	-	-	-	-
	Sub-Total (C)	0	-	-	-	-	-	-	-
	GRAND TOTAL (A)+(B)+(C)	2,362	27,335,191	26,774,936	100.00	100.00	1,000,000	3.66	

For Sequent Scientific Limited


Company Secretary

Sr.No.	Notes
1	The Company has allotted 550,000 equity shares to promoter group entity on conversion of warrants on February 5, 2014 and as on March 31, 2014 the shares are in the process of getting listed. Hence, as on March 31, 2014, 550,000 shares are shown as holding in physical mode.

For Sequent Scientific Limited



Company Secretary

(D)(b) Statement showing holding of securities (including shares, warrants, convertible securities) of persons belonging to the category "Promoter and Promoter Group"

Sr. No.	Name of the shareholder	Details of Shares held			Encumbered shares (*)			Details of warrants		Details of convertible securities		Total shares (including underlying shares assuming full conversion of warrants and convertible securities) as a % of diluted share capital
		Number of shares held	As a % of grand total (A)+(B)+(C)	No.	As a percentage	As a % of grand total (A)+(B)+(C) of sub-clause (D)(a)	Number of warrants held	As a % Total Number of warrants of the same Class	Number of convertible securities held	As a % Total Number of convertible securities of the same Class		
(D)	(II)	(III)	(IV)	(V)	(VI)	(VII)	(VIII)	(IX)	(X)	(XI)	(XII)	
1	Agnus Capital LLP	2,425,000	8.87	-	-	-	1,100,000	34.92	-	-	11.56	
2	Agnus Holdings Private Limited	260,230	0.95	200,000	76.86	0.73	-	-	-	-	0.85	
3	Arunkumar Pillai	5,579,993	20.41	-	-	-	-	-	-	-	18.30	
4	Chayadeep Properties Private Limited	1,012,624	3.70	800,000	79.00	2.93	-	-	-	-	3.32	
5	Chayadeep Ventures LLP	2,425,000	8.87	-	-	-	1,100,000	34.92	-	-	11.56	
6	K R Ravishankar	5,579,986	20.41	-	-	-	-	-	-	-	18.30	
7	Pronomz Ventures LLP	550,000	2.01	-	-	-	950,000	30.16	-	-	4.92	
8	Yalavarthy Usha Rani	30,000	0.11	-	-	-	-	-	-	-	0.10	
Total		17,862,833	65.35	1,000,000	5.60	3.66	3,150,000	100	-	-	68.93	

(*) The term "encumbrance" has the same meaning as assigned to it in regulation 28(3) of the SAST Regulations, 2011

For Sequent Scientific Limited


Company Secretary

(D)(c)(i) Statement showing holding of securities (including shares, warrants, convertible securities) of persons belonging to the category "Public" and holding more than 1% of the total number of shares

Sr. No.	Name of the shareholder	Number of shares held	Shares as a percentage of total number of shares i.e., Grand Total (A)+(B)+(C) indicated in Statement at para (D)(a) above}	Details of warrants		Details of convertible		Total shares (including underlying shares assuming full Conversion of warrants and convertible securities) as a % of diluted share capital
				Number of warrants held	As a % Total Number of warrants of the same Class	Number of convertible securities held	As a % Total Number of convertible securities of the same Class	
1	Girish Sareen	387,849	1.42	-	-	-	-	1.27
2	Laxmi Shivanand Mankekar	608,518	2.23	-	-	-	-	2.00
3	Primera Partners Pte. Ltd	3,183,871	11.65	-	-	-	-	10.44
4	Satpal Khattar	1,699,018	6.22	-	-	-	-	5.57
5	Sequent Scientific Employee Stock Option Trust	700,000	2.56	-	-	-	-	2.30
6	Viva Securities Ltd	324,050	1.19	-	-	-	-	1.06
	Total	6,903,306	25.25	-	-	-	-	22.64

For Sequent Scientific Limited


Manoj Dasgupta
Company Secretary

(D)(c)(ii) Statement showing holding of securities (including shares, warrants, convertible securities) of persons (together with PAC) belonging to the category "Public" and holding more than 5% of the total number of shares of the company.

Sr. No.	Name(s) of the shareholder(s) and the Persons Acting in Concert (PAC) with them	Number of shares	Shares as a percentage of total number of shares {i.e., Grand Total (A)+(B)+(C) indicated in Statement at para	Details of warrants		Details of convertible securities held		Total shares (including underlying shares assuming full Conversion of warrants and convertible securities) as a % of diluted share capital
				Number of warrants	As a % Total Number of warrants of the same Class	Number of convertible securities held	% w.r.t Total Number of convertible securities of the same Class	
1	Primera Partners Pte. Ltd	3,183,871	11.65	-	-	-	-	10.44
2	Satpal Khattar	1,699,018	6.22	-	-	-	-	5.57
	Total	4,882,889	17.86	-	-	-	-	16.02

For Sequent Scientific Limited


Manoj K. Singh
Company Secretary

(D)(d) Statement showing details of locked-in shares

Sr. No.	Name of the shareholder	Number of locked-in shares	Locked-in shares as a percentage of total number of shares i.e., Grand Total (A)+(B)+(C) indicated in Statement at para (D)(a) above}	Promoter / Promoter Group / Public
1	Agnus Capital LLP	2,425,000	8.87	Promoter / Promoter Group
2	Arunkumar Pillai	1,858,125	6.80	Promoter / Promoter Group
3	Chayadeep Ventures LLP	2,425,000	8.87	Promoter / Promoter Group
4	K R Ravishankar	1,858,125	6.80	Promoter / Promoter Group
5	Pronomz Ventures LLP	550,000	2.01	Promoter / Promoter Group
Total		9,116,250	33.35	


For Sequent Scientific Limited


Pranav Vaidya
Company Secretary

(II)(a) Statement showing details of Depository Receipts (DRs)

Sr. No.	Type of outstanding DR (ADRs, GDRs, SDRs, etc.)	Number of outstanding DRs	Number of shares underlying outstanding DRs	Shares underlying outstanding DRs as a percentage of total number of shares {i.e., Grand Total (A)+(B)+(C) indicated in Statement at para (I)(a) above}
-		-	-	-
	TOTAL	-	-	-

For Sequent Scientific Limited


Manoj Kumar
Company Secretary

(II)(b) Statement showing holding of Depository Receipts (DRs), where underlying shares held by 'promoter/promoter group' are in excess of 1% of the total number of shares.

Sr. No.	Name of the DR Holder	Type of outstanding DR (ADRs, GDRs, SDRs, etc.)	Number of shares underlying outstanding DRs	Shares underlying outstanding DRs as a percentage of total number of shares (i.e., Grand Total (A)+(B)+(C) indicated in Statement at para (I)(a) above}
-			-	-
	TOTAL		-	-

For Sequent Scientific Limited


Company Secretary